

Spike Puller

Spike Puller–FP-108

Pulls both lock and dog spikes from all grades of wooden sleepers. With 8 tonnes of pulling power, even well rusted dog spikes in swollen Australian Hardwood are no match for the Melville Spike Puller. There are now several jaw housings available as pictured below including the original and still popular swivel foot. Low cycle time is achieved with a regenerative return circuit (cycle times as low as 3 seconds). All electric start machines have a night light option (see accessories).



Specifications

Model	108-AU	108-BR	108-EE	108-TPF
Engine Type	Petrol	Petrol	Diesel	Trackpack Head Only
Engine Starting	Recoil	Electric	Electric	Trackpack Head only
Weight (kg)	130	140	145	41
Length (mm)	2100	2100	2100	500
Width (mm)	600	600	600	400
Height (mm)	900	900	900	1100

Trackpack Head – FP-108-TPF

Features

- Dual handles controls, keeps operator's feet well clear of jaws
- Pulls both lock and dog spikes, both jaw types supplied with machine
- 94 kN (9.4 tonne) pulling force, much higher than our competitors
- Spare parts readily available from our workshop
- Machine weight counterbalanced for minimum operator effort
- All trolley gauges available including dual gauge trolleys
- Emergency stop
- Brake lever

Spike Puller Options

Jaw Housing options



Part No. **1080500**

Jaw Housing Assembly
Swivel Foot



Part No. **1080557**

Spike Puller Jaw Housing
Assembly Self Levelling

Standard on all current spike
puller

Jaw options



Part No. **1080507**


Lock Spike Jaws



Part No. **1080506**

Dog Spike Jaws

Swivel Foot options



Part No. **1080522**

SWIVEL FOOT-31 KG 1435-1600
Dual Gauge Pandrol Angled
Sides




Part No. **1080523**

Swivel Foot-Pandrol (Angled
Sides)

Extension Handles

Part No. **1081280**

Spike Puller extension
handle conversion kit



Dual trigger controls
and dead-man now
standard on all Spike
Pullers.



Spike Puller – FP-108-HH Hand Held

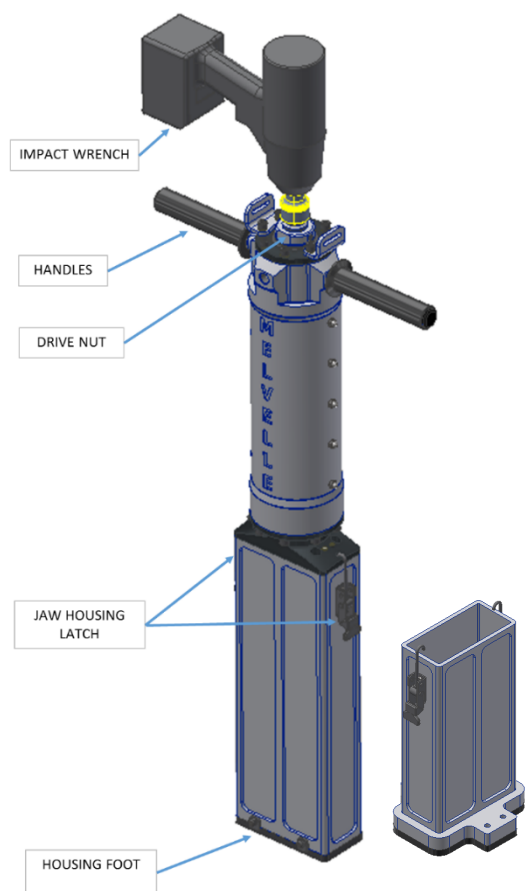
This innovative design eliminates the need for an operator to apply high force to a pigs foot bar while standing on unsteady ballast. This machine is ideally suited to small output gangs on shutdowns and spot work.

Features

- **Part No. FP-108-HH**
- Lightweight
- Stroke – 170mm
- Pulling Force – 9T
- Operate with any ½" square drive high torque impact wrench



Pulls spikes between Check Rail



Check Rail

Jaw Housing